

○ MUSIC  city COUNSELOR

THANK YOU FOR YOUR
PURCHASE!



Hey y'all, Laura here! I so appreciate when you please take a moment to leave a review on my resources on my TpT Store. Thanks for your support! Enjoy the resource!

♥ *laura oathout*

LET'S CONNECT!



For helpful ideas, engaging resources, and freebies, please check out my website and membership!

○ ♥ **WEBSITE:** www.musiccitycounselor.com

♥ **MEMBERSHIP:** www.counselorcollab.com

ASCA MINDSETS & BEHAVIORS:

Category 1: Mindset Standards

- M1: Belief in development of whole self, including a healthy balance of mental, social-emotional, and physical well-being
- M2: Sense of acceptance, respect, support, and inclusion for self and others in the school environment

Category 2: Behavior Standards

- B-SS 2: Positive, respectful, and supportive relationship with students who are similar to and different from them
- B-SS 3: Positive relationships with adults to support success
- B-SS 5: Ethical decision-making and social responsibility
- B-SS 9: Social maturity and behaviors appropriate to the situation and environment

DIRECTIONS PAGE 1:

This lesson will take approximately 45 minutes to complete.

Materials Needed:

- Printed materials
- Scissors
- Crayons or markers
- Pencils

Recommended Sequence:

1. Review the PowerPoint or digital for Google Slides™ presentation.
2. Review the instructional posters and display the bulletin board if you'd like.
3. Use the discussion cards with students.
4. Complete the craft, a worksheet, or a coloring page of your choice.
5. Students can decorate the mini story book and take it home to read with their families.

Presentation:

Both a PowerPoint and digital for Google Slides™ presentation are included.

This presentation teaches students all about kindness. First, students "meet" Keisha, a little girl who everyone knows as "Kind Keisha." Then, students learn the **definition of kindness**. Next, students listen to a story about Keisha who shows kindness by asking a new friend to play at recess. The new friend, Maria, then pays it forward and makes the same kind choice the next day to a little girl named Carla. Next, students **"turn and talk"** with a partner and discuss 2 reflection questions about the story. Then, students learn **7 ways to be kind**. Finally, students **"turn and talk"** with a partner to reflect on how they can be more kind in their lives.

Bulletin Board:

9 beautiful posters are included as well as printable letters that say **SHOW KINDNESS**. Please cut out the letters and staple them to the top of your bulletin board. Then, display the posters in any order that you'd like. Please see the sample on the next page.

SAMPLE BULLETIN BOARD

SHOW KINDNESS



DIRECTIONS PAGE 2:

Discussion Cards:

12 discussion cards are included. You may choose to use these as a whole group or divide students into small groups. I prefer to divide students into groups of 2-4 and give each group 2-3 cards. Students can discuss their thoughts with their small group then share out with the class.

Heart Hands Craft:

This activity let's students design their own "heart hands" craft. Students can decorate the hands with a skin tone crayon that matches their own. Then, they can write and/or draw inside of the heart one way to be kind. Then, they can cut out the hands. They can glue it onto a piece of construction paper if you'd like.

Mini Story Book:

This is a half-page version of the "Keisha Shows Kindness" story from the presentation. Please print one story for each student, cut it down the middle, and staple it at the top. Students can color the story and take it home to read with their families.

Worksheets & Coloring Pages:

Assorted worksheets and coloring pages are included. Please choose those that best fit the needs and abilities of your students, and the amount of time that you have.

Questions, comments, or suggestions? Please contact me any time at laura@musiccitycounselor.com. I'm here to help! ☺

PS I SO appreciate when you please take a moment to leave a review on my resources on TpT. It earns you credits towards future purchases, helps other educators find quality resources, and helps my small business grow.

SAMPLE CRAFT:



A decorative border with a blue and white pattern, possibly resembling a stylized floral or abstract design, frames the entire page.

MINI PRINTABLE STORY



KEISHA shows KINDNESS

© Music City Counselor

: Meet Keisha! She is a 1st grader who loves dancing, ballet, painting, and learning about outer space. Everyone knows her as Kind Keisha!




© Music City Counselor

One sunny day, Keisha and Sally played catch together at recess.




© Music City Counselor

Then, Keisha noticed a new student in their class, Maria, sitting alone on a bench.



© Music City Counselor

Keisha could tell that Maria felt left out and lonely.
She looked like she needed a friend.




© Music City Counselor

Keisha walked over to Maria and asked, "Hey Maria,
want to come play catch with us?"




© Music City Counselor

: Maria replied, "Yes! I would love to!" And the three girls had so much fun playing together.



© Music City Counselor

: Keisha, Sally, and Maria became great friends.



© Music City Counselor

∴ The next day at recess, Maria noticed that Carla was sitting alone on the same bench.



© Music City Counselor

∴ Maria understood how Carla felt. She decided to ask her to play with her new friends. The four girls had a wonderful time together!



© Music City Counselor

: • Write and draw about how you can • :
be more kind.

•
• •

•
• •

BULLETIN BOARD

SHO

WIKI

NDN

ESS

How to Show KINDNESS

Share



Help others



Compliment




Use manners



Include others



Listen



Take turns



What is **KINDNESS?**

Being friendly, caring, and helpful to others. Make nice choices that make others feel good.



How to Show **KINDNESS**

Share with others



How to Show **KINDNESS**

Help others



How to Show **KINDNESS**

Give compliments




How to Show **KINDNESS**

Use manners

Will you please
be my
partner?

and the
to a
go you
be play




How to Show **KINDNESS**

Include others




How to Show **KINDNESS**

Listen to others



How to Show **KINDNESS**

Take turns



DISCUSSION CARDS

What is kindness?



What did Keisha notice at recess?



How was Maria feeling on the bench?



What kind choice did Keisha make?



How did Maria feel when she joined the girls?



What kind choice did Maria make?



Why did Maria ask Carla to play?

© Music City Counselor



Why is including others important?

© Music City Counselor



What does kindness mean to you?

© Music City Counselor



Share about a time when you were kind.

© Music City Counselor




How can you be more kind in your life?

© Music City Counselor



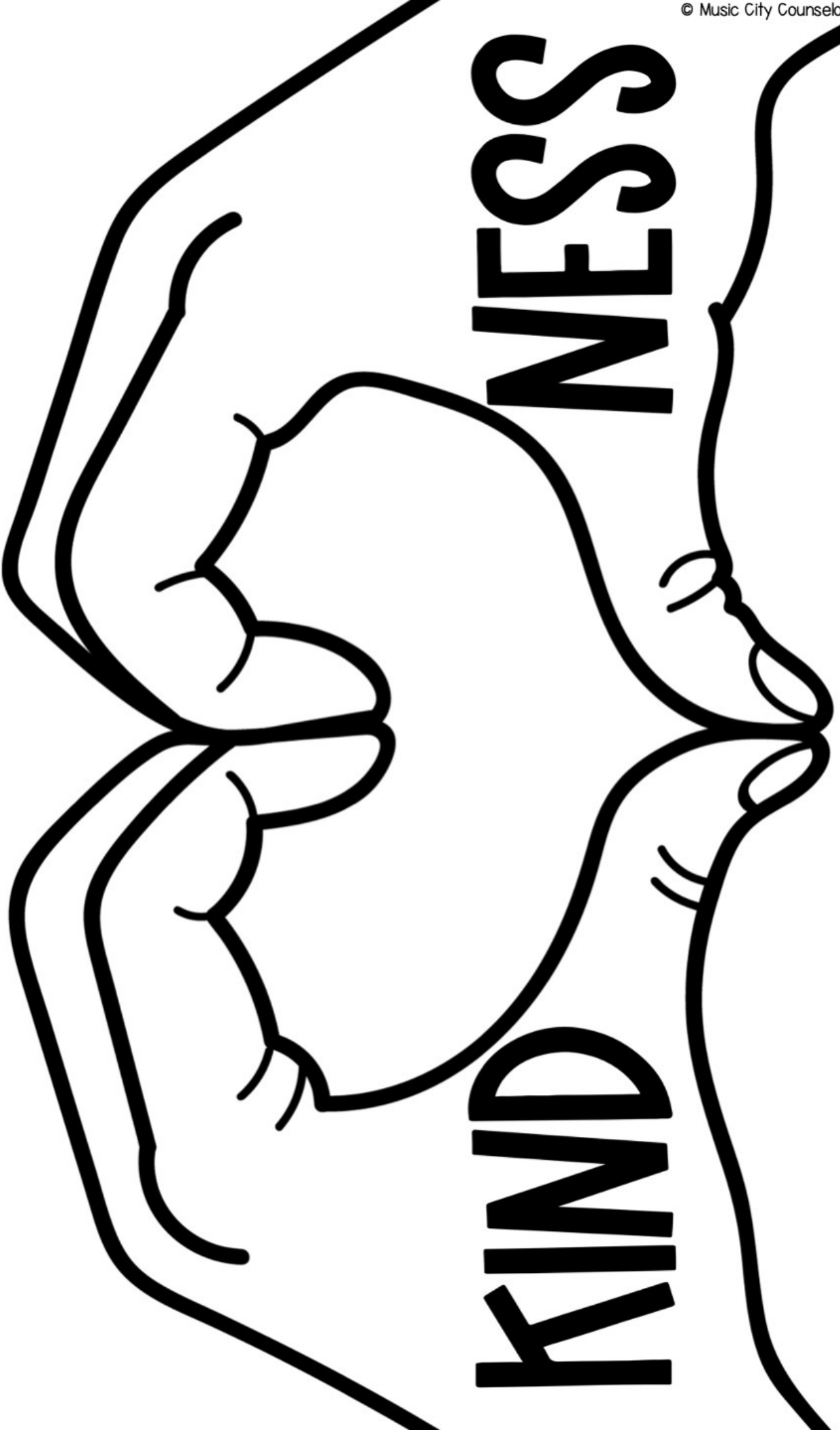
Share about a time when someone was kind to you.

© Music City Counselor



A decorative border with a blue and white pattern, possibly resembling a marbled or floral design, surrounds the central text.





CRAFT



WORKSHEETS

Name: _____


Color the pictures that show
KIND CHOICES.



Name: _____

KINDNESS

What does kindness mean to you?



Name: _____

KINDNESS

Share about a time when you were kind.



COLORING PAGES


KINDNESS

I can share with others.



KINDNESS

I can help others.



KINDNESS

I can give compliments.

QUIET, PLEASE



KINDNESS

I can use manners.

Aa Bb Cc Dd Ee Ff Gg Hh Ii Mm Nn Oo
Pp Qq Rr Ss Tt Uu Vv Ww Xx Yy Zz



0 1 2 3 4 5 6 7 8 9 10
11 12 13 14 15 16 17 18 19 20


Will you
please be my
partner?

and the
to a
go you
be p




KINDNESS

I can include others.




KINDNESS

I can listen to others.



KINDNESS

I can take turns.



○ TERMS OF USE:

- Make copies for the purchaser's classroom AND share copies with other educators within your school building
- Reference (without distribution) this product in blog posts, seminars, professional development workshops, or other such venues provided there is both credit given to myself as the author and a link back to my TpT store included in the post/presentation

• YOU MAY •

- Claim the work as your own, alter the files in any way, or remove/attempt to remove the copyright
- Share this product with educators outside of your school building
- Repackage, sell, or giveaway this product to others
- Offer to share this product anywhere on the internet as a download or copy

• YOU MAY NOT •



Please contact me any time at laura@musiccitycounselor.com with questions, suggestions, resource requests, or comments. I'm here to help and would love to hear from you!

♥ Laura Oathout

THIS RESOURCE WAS MADE POSSIBLE THANKS TO:

